




2016/17 Capital Facilities Fund Report

Lowell Joint School District
November 6, 2017



Government Code Section 66006(b)

Amended January 1, 1997

1. Description of fee and use
2. Amount of current fees
3. Beginning and ending balances
4. Fees, interest, and other income
5. Amount of expenditures by facility
6. Date project will be completed (if applicable)
7. Description of inter-fund transfer or loan (if applicable)
8. Amount of any refunds (if applicable)

[Government Code Section 66001(e)]

Item 1– Description of Fee and Use

- A fee is levied on new residential and commercial/industrial construction and construction projects greater than 500 square feet on existing residential and commercial/industrial property located within the District.
- The fees are used for costs attributed to the increased demand for public facilities reasonably related to the development project or costs necessary to refurbish existing facilities to maintain the existing level of service.

Item 2 – Amount of 2016/17 Fees

- The District collected **\$2.25** per square foot for residential construction
- The District collected **\$0.37** per square foot for commercial construction

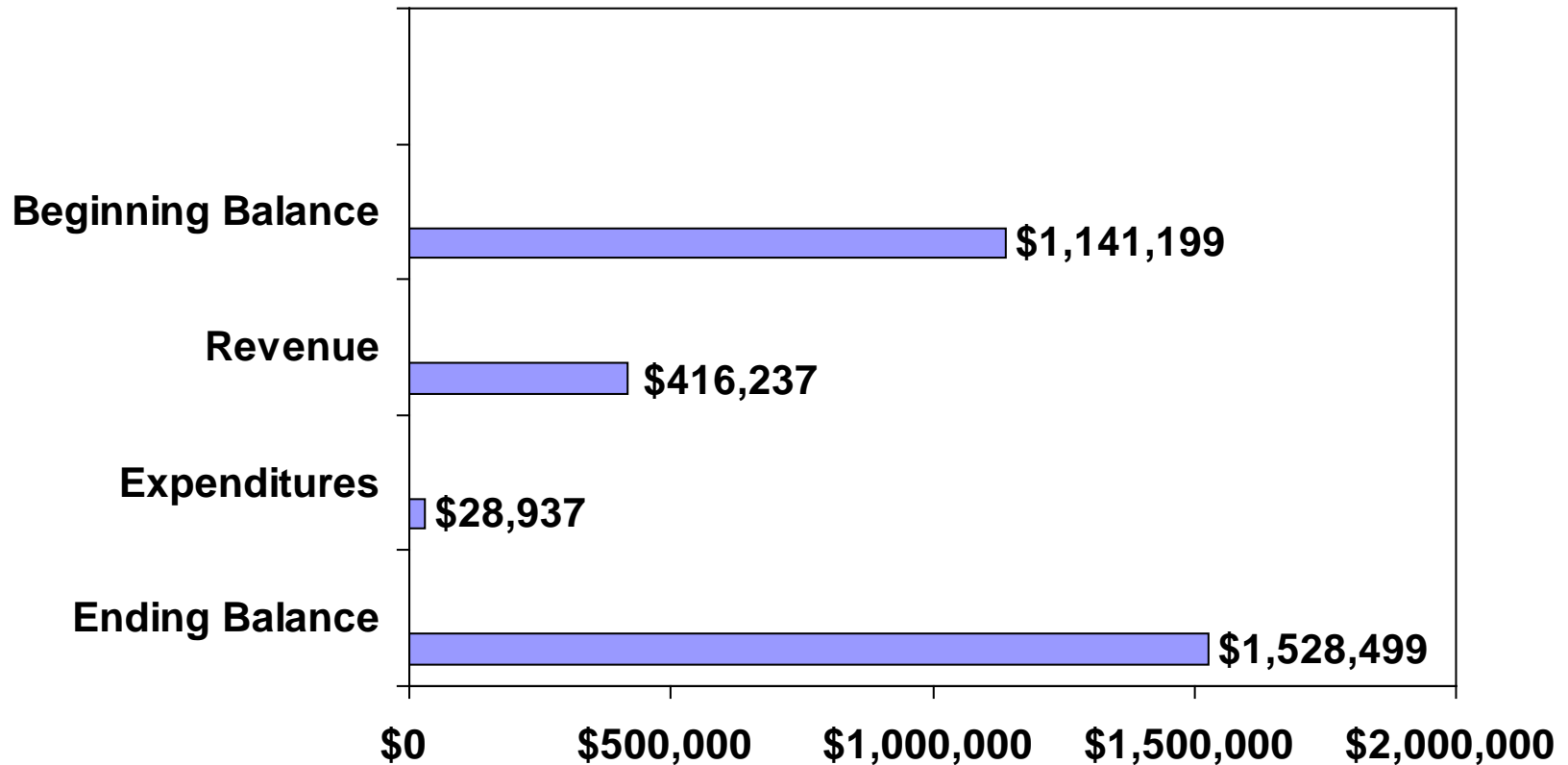
Criteria to Levy Level II Fees

Under provisions of SB50 (1998), fees cannot exceed the statutory amount unless two of four criteria are met:

- Substantial amount of students are on multi-track year-round schools;
- District has placed a local bond on the ballot;
- District has issued debt equivalent to 30 percent of bonding capacity; and
- At least 20 percent of the teaching stations are relocatable classrooms.

Lowell Joint does not meet this criteria, so Level 1 fees are collected.

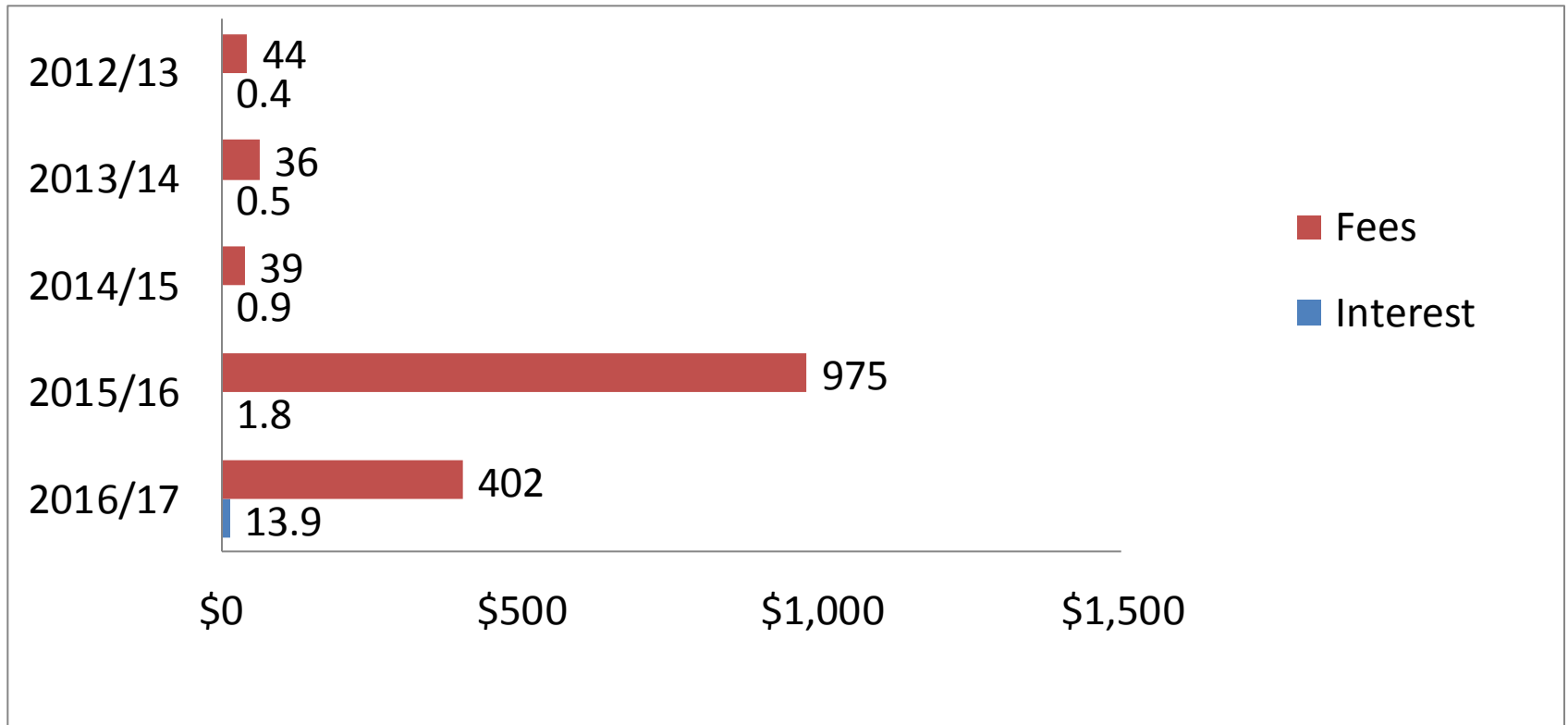
Item 3 – Beginning and Ending Balances Capital Facilities Fund 2016/17 Fund Summary (amount in thousands)



Item 4 – Fees, Interest, and Other Income

Capital Facilities Revenue Analysis

(amount in thousands)



Item 5 – Amount of Expenditures by Facility

Capital Facilities Expenditures 2016/17

School	2012/13	2013/14	2014/15	2015/16	2016/17
Common Core		\$28,644			
El Portal	\$5,140	\$0	\$0	\$522	\$0
Jordan	\$68,410	\$0	\$0	\$0	\$8,471
Macy	\$10,943	\$0	\$0	\$0	\$0
Meadow Green	\$13,781	\$0	\$0	\$349	\$961
Olita	\$11,248	\$0	\$0	\$2,351	\$0
Rancho-Starbuck	\$2,251	\$0	\$2,134	\$21,640	\$19,505



Capital Facilities Fund Report

- Item 6 Date project will be completed;
 - Item 7 Description of inter-fund transfer or loan;
 - Item 8 Amount of any refunds;
-
- All three items are not applicable for the 2016/17 year